

## RUBUS LUCENTIFOLIUS (ROSACEAE), A NEW SPECIES OF BRAMBLE FROM POLAND

JERZY ZIELIŃSKI, PIOTR KOSIŃSKI & DOMINIK TOMASZEWSKI

**Abstract.** *Rubus lucentifolius* Zieliński & Kosiński, *sp. nov.*, a regional species belonging to the series *Glandulosi* (Wimm. & Grab.) Focke is described from south-western Poland. Morphologically it is a well-defined bramble distinguishable by the following combination of features: prickles and stalked glands yellowish; leaves pedate, 5-foliolate, light green, glabrous or subglabrous and ± shining beneath; leaflets narrow, shallowly serrate; carpels densely hairy; stamens as long or shorter than styles; sepals patent in fruit.

**Key words.** *Rubus*, ser. *Glandulosi*, new species, Lower Silesia, SW Poland

Jerzy Zieliński, August Cieszkowski Agricultural University, Department of Forest Botany, Wojska Polskiego 71d, PL-60-625 Poznań, Poland; e-mail: jeziel@rose.man.poznan.pl

Piotr Kosiński, August Cieszkowski Agricultural University, Department of Botany, Wojska Polskiego 71c, PL-60-625 Poznań, Poland  
Dominik Tomaszewski, Institute of Dendrology, Polish Academy of Sciences, Parkowa 5, PL-62-035 Kórnik, Poland

In 1998 during fieldwork to investigate the occurrence of *Rubus* species in south-eastern regions of Lower Silesia we noticed in several places a very conspicuous forest bramble which attracted our attention by its light green narrow-foliolate leaves. This taxon belonging to the series *Glandulosi* (Wimm. & Grab.) Focke was found later in other places along the Czech-Polish border, also beyond the study area, in the Kotlina Kłodzka basin.

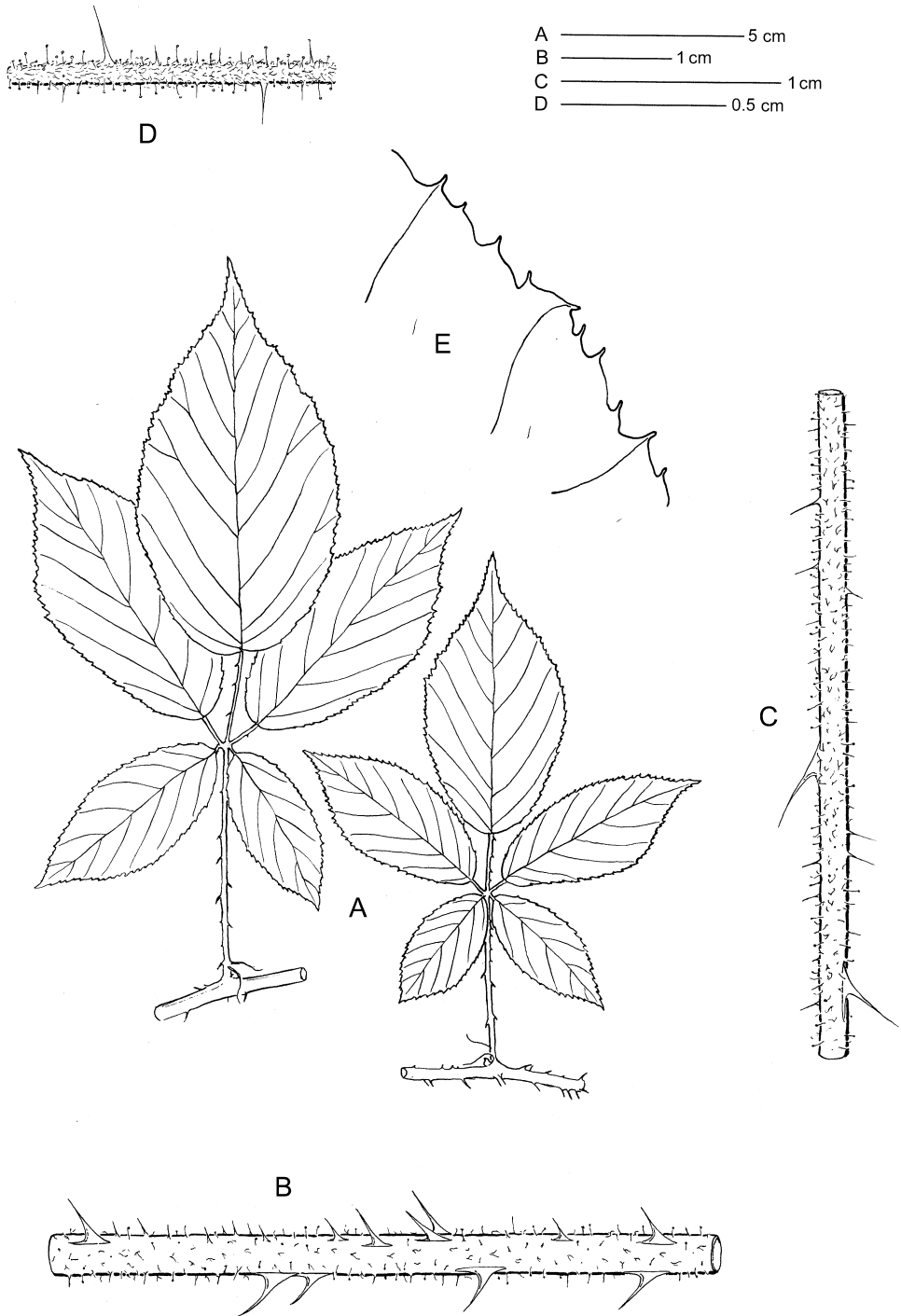
***Rubus lucentifolius*** Zieliński & Kosiński, *sp. nov.*  
(Figs 1–3)

*Turio prostratus vel arcuatus, teretiusculus vel subangulatus, virescens vel ± vinosus, pilis sparsis usque numerosis, setis glanduliferis multis vel sparsis obsitus. Aculei ca 10–20 ad 5 cm, lutei usque 4 mm longi, subulati, paulo curvati vel rectiusculi, reclinati, in pili glanduliferi transientes. Folia 5-foliolata, breviter vel sat distincte pedata, utrinque viridia, supra glabra vel pilis sparsis obsita, subtus glabra vel parce pilosa, ± nitentes. Foliolum terminale plerumque manifeste reliqui major, breviter petiolulatum, (anguste) ovatum vel (anguste) ellipticum, longe acuminatum, subaequaliter serratum; dentes principales excurvatis. Petioluli foliolorum infimorum 1–2 mm longi. Inflorescentia conica vel subcylindrica, usque ad apicem foliolosa,*


*foliis infimis 3-natis. Pedicelli 10–20 mm longi, breviter pubescentes, setis glanduliferis multis, aculeisque acicularibus usque 1,5 mm longis. Sepala griseo-viridia, setis glanduliferis aculeolisque obsita, in fructu patentia. Petala alba, ca 8 mm longa, anguste obovata. Receptaculum pilosum. Stamina longitudine styliorum vel stylos breviora. Germina dense pubescentia, saepe glabrescentia. – VI–VII.*

TYPE: S POLAND. PROV. OPOLE. CF4216. Eastern Sudety Mts. Opawskie Mts. Długota Mt., Dębowiec near Prudnik, 335 m, mixed forest, section 158, 29 Jul 1999, Kosiński, Tomaszewski & Zieliński (HOLOTYPE: KOR 41471).

Barren stems low-arched, creeping at ends, terete or bluntly angled, green often ± suffused purple-brown, with scattered to rather numerous patent simple or tufted hairs and numerous to sparse stalked glands up to 1.0(–1.5) mm long. Prickles 10–20 per 5 cm, up to 4 mm long, slender, subulate, slightly curved or straight, distinctly declining, yellow, usually reddish at the base, grading into needle-like gland-tipped acicles and stalked glands. Leaves 5-foliolate, shortly to distinctly pedate, concolorous green, glabrous or with few scattered hairs above, glabrous or very sparsely hairy and ± shining beneath; terminal leaflets usu-



**Fig. 1.** *Rubus lucentifolius* Zieliński & Kosiński, *sp. nov.* A – leaf from vegetative stems, B – fragment of vegetative stem, C – fragment of the inflorescence axis, D – pedicel, E – terminal leaflet margin (Kosiński, Tomaszewski & Zieliński, KOR 42736).



**Fig. 2.** *Rubus lucentifolius* Zieliński & Kosiński, sp. nov. A – leaf, B – inflorescence, C – fragment of vegetative stem. Phot. P. Kosiński.

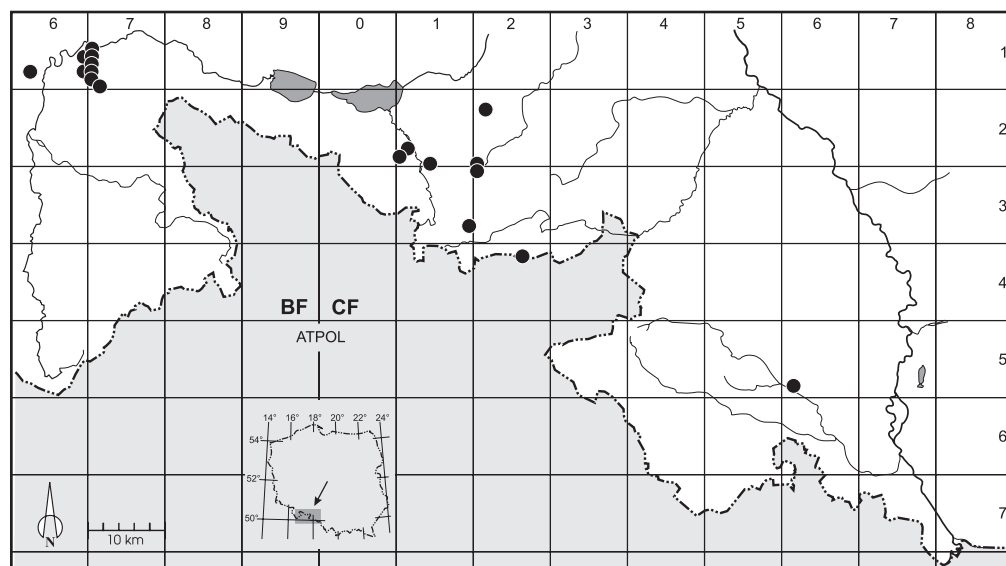


Fig. 3. Distribution of *Rubus lucentifolius* Zielinski & Kosiński, *sp. nov.*

ally remarkably larger than lateral ones, (narrowly) elliptical to (narrowly) ovate, shallowly cordate or narrowly rounded at the base, with a long-acuminate apex up to 20(–25) mm long, rather shallowly serrate, serration 1.5–2.0 mm deep, teeth abruptly acuminate, narrow-tipped, principal ones not or longer than the rest, recurved; the petiolute short, 1/8–1/4 as long as the lamina; petiules of basal leaflets 1–2 mm long; petioles usually shorter than basal leaflets, hairy, chiefly above and with numerous yellowish prickles and stalked glands.

Inflorescence conical to subcylindrical, usually leafy to the flat apex, with 1-foliolate leaves above and 3-foliolate leaves below. Inflorescence axis flexuose, usually densely patent-hairy, with slender subulate prickles, needle-like bristles and stalked glands 1.0–1.5 mm long, usually as long as hairs. Pedicels 10–20 mm long, shortly hairy, with yellow needle-like prickles and numerous stalked glands which are longer than the pedicel diameter. Sepals greyish-green-felted, with numerous stalked glands and needle like pricklets, patent in fruit. Stamens as long as styles or shorter. Anthers glabrous. Petals white, up to 8 mm long, narrowly obovate. Receptacle hairy. Young ovaries densely hairy, often glabrescent. – VI–VII.

*Rubus lucentifolius* is a characteristic species of the series *Glandulosi* well defined by the following combination of features: prickles and stalked gland yellowish; leaves pedate, 5-foliolate, light green, glabrous or subglabrous, ± shining beneath; leaflets narrow, the terminal ones short-petiolulate; inflorescence conical or subcylindrical, flat at apex; carpels densely hairy; stamens as long or shorter than styles; sepals patent in fruit. From similar *R. ignoratiformis* H. E. Weber (Weber 1985, 1995) it differs mainly by more evenly serrate leaves and densely hairy carpels, and from *R. posnaniensis* Sprib. (Spribille 1902) by epruinose stems, mostly elliptical terminal leaflets and short stamens.

**ECOLOGY.** *Rubus lucentifolius* is a forest species. We observed it mainly at forest margins and in clearings of broad-leaved or mixed forest, on rather rich and moderately moist soils.

**DISTRIBUTION.** Regional taxon occurring mainly within the border area between Poland and the Czech Republic (Fig. 3). Probably more widespread. Its distribution needs further field studies.

HERBARIUM SPECIMENS SEEN. POLAND. BF1659 – DISTR. BARDO, W slope of Kalwaria Mt., mixed forest,

435 m, common, 31 Aug 2002, *Kosiński* (KOR); BF1673 – DISTR. KŁODZKO, Ścinawica, S slope of E ridge of Kopicza Mt., spruce forest, 310 m, common, 06 Aug 2002, *Kosiński* (KOR); BF1673 – DISTR. KŁODZKO, Ścinawica, SE slope of E ridge of Kopicza Mt., spruce forest, 385 m, common, 06 Aug 2002, *Kosiński* (KOR); BF1679 – DISTR. KŁODZKO, Wojciechowice, S slope of Łaszczowa Mt., by the road to Laskówka, mixed forest, quite common, 580 m, 04 Aug 2002, *Kosiński* (KOR); BF1740 – DISTR. BARDO, W slope of Kalwaria Mt., mixed forest, 445 m, quite common, 31 Aug 2002, *Kosiński* (KOR); BF1750 – DISTR. BARDO, W slope of Kalwaria Mt., mixed forest, 460 m, common, 31 Aug 2002, *Kosiński* (KOR); BF1750 – DISTR. KŁODZKO, Wojciechowice, E slope of Jodłowa Mt., spruce forest, 505 m, sparsely, 31 Aug 2002, *Kosiński* (KOR); BF1760 – DISTR. KŁODZKO, Wojciechowice, E slope of Jodłowa Mt., spruce forest, 515 m, sparsely, 31 Aug 2002, *Kosiński* (KOR); BF1760 – DISTR. KŁODZKO, Wojciechowice, pass between Mts. Zaroślak and Ospówka, by the tourist trail, spruce forest, 500 m, commonly, 31 Aug 2002, *Kosiński* (KOR); BF1770 – DISTR. BARDO, Wojciechowice, NE slope of Ostra Mt., spruce forest, 525 m, quite common, 04 Aug 2002, *Kosiński* (KOR); BF1780 – DISTR. KŁODZKO, Wojciechowice, E slope of Grodziska Mt., 2 km NE of the village, 625 m, quite common, 31 Aug 2002, *Kosiński* (KOR); BF1792 – DISTR. ZŁOTY STOK, Laski, SE slope of Szeroka Góra Mt. ('Kościelne Zbocze'), spruce forest, 450 m, quite commonly, 30 Aug 2002, *Kosiński* (KOR); CF2179 – DISTR. NYSA, Lipowa, forest margin 0,5 km W of the village, 275 m, 15 Jul 2000, *Kosiński, Tomaszewski & Zieliński* (KOR); CF2180 – DISTR. GŁUCHOŁAZY, 1 km S of Biskupów, 10 km SSW of Nysa, 255 m, forest margin, common, 15 Aug 2001, *Kosiński, Tomaszewski & Zieliński* (KOR); CF2194 – DISTR. GŁUCHOŁAZY, Płaskowyż Głubczycki, Polski Świętów by the road to Sucha Kamienica, 290 m, 15 Jul

2000, *Kosiński, Tomaszewski & Zieliński* (KOR); CF2221 – DISTR. NYSA, Between Domaszkowice and Wieża, 285 m, very common, 15 Jul 2000, *Kosiński, Tomaszewski & Zieliński* (KOR); CF3179 – DISTR. PRUDNIK, Opawa Mts, Moszczanka, 2 km NW of the village by the road to Charbielin, 330 m, 27 Jul 1999, *Kosiński, Tomaszewski & Zieliński* (KOR); CF3200 – DISTR. PRUDNIK, Szybowice, forest N of the village, 300 m, 14 Jul 2000, *Kosiński, Tomaszewski & Zieliński* (KOR); CF3290 – DISTR. PRUDNIK, Opawa Mts, Pokrzywna, woodland above the road to Jarnołtówek, 315 m, 28 Jul 1999, *Kosiński, Tomaszewski & Zieliński* (KOR); CF4216 – DISTR. PRUDNIK, Dębowiec near Prudnik, by the road to Nowa Wieś (Wieszczyna), 390 m, 29 Jul 1999, *Kosiński, Tomaszewski & Zieliński* (KOR); CF5681 – DISTR. BABORÓW, Raków, forest E of the village, rather common, 245 m, 19 Jul 2000, *Kosiński, Tomaszewski & Zieliński* (KOR).

ACKNOWLEDGEMENTS. We thank the anonymous reviewer for useful remarks on the manuscript. The study was supported by the Polish State Committee for Scientific Research (KBN grant 6 P04G 05217).

## REFERENCES

- SPRIBILLE F. 1902. Verzeichnis der bis zum Herbst 1902 in der Provinz Posen beobachteten Brombeeren. *Deutsche Ges. Kunst Wiss. Posen. Zeitschr. Naturwiss.* **9**: 113–148.
- WEBER H. E. 1985. Rubi Westfalici. Westfälisches Museum für Naturkunde, Münster.
- WEBER H. E. 1995. *Rubus* L. In: H. J. CONERT, E. J. JÄGER, J. W. KADEREIT, W. SCHULTZE-MOTEL, G. WAGENITZ & H. E. WEBER (eds), *Gustav Hegi Illustrierte Flora von Mitteleuropa*, **4(2A)**: 284–595. Blackwell Wissenschafts-Verlag, Berlin.

Received 11 May 2004